

YUDEZIGN

CABINETRY & CASEWORK

2026

Cabinet Finishes

Tafisa · Egger · AGT · Arauco Prism decorative panels

In partnership with **Hardwoods**

Our Cabinet Finishes

These are the decorative panel finishes YuDeZign applies to its cabinetry, supplied through our partnership with **Hardwoods**. The collection spans Tafisa TFL, lacquered and HPL panels, Egger Eurodekor TFL, AGT faced-MDF panels, and Arauco Prism textured TFL — matte wood-grains, solids, super-matte, soft-touch and high-gloss. Each finish below shows its decor name, code, finish type and texture. Swatches are representative; request physical samples for final colour approval.

— Finish & texture codes

Tafisa

VA	Viva (Sommet EIR woodgrain)
BV	Brava (Sommet)
K	Karisma (wirebrushed)
AT	alto
CR	crystalite
UR	urbania
SN	smoothwood
HG	Lummia High Gloss
PM	Lummia Perfect Matt

Egger

U###	Unicolor / solid
H###	Woodgrain / repro
ST#	EGGER structured surface texture
TM	EGGER deep/true matt texture

AGT

3###	Supramat super-matte
6### / 3##	High Gloss
7###	Matte Soft Touch

Arauco Prism

AF / SF	Solid — Suede / Velvet / Satin texture
WF	Woodgrain / reproduction
W / BLK	White / Black solid

— Contents

Tafisa — Sommet

Viva & Brava EIR · 11 decors

PAGE 3

Tafisa — Karisma

Wirebrushed TFL · 18 decors

PAGE 5

Tafisa — Lummia

Lacquered Panels · 23 decors

PAGE 8

Tafisa — Prelude

TFL Series · 14 decors

PAGE 11

Egger — Decorative Collection 26+

Eurodekor TFL · 16 decors

PAGE 14

AGT — Trend Collection

Supramat / High Gloss / Soft Touch · 24 decors

PAGE 17

Arauco — Prism

Textured TFL · 36 decors

PAGE 21

TAFISA

Sommet

Viva & Brava EIR · 11 decors

PRODUCT TYPE

TFL (Thermally Fused Laminate)

CORE / SUBSTRATE

Particleboard (recycled wood fiber)

CONSTRUCTION

Two-sided panels, EIR or synchronized texturing

PANEL SIZES

5' x 9' (60.2" x 107.99" / 1530 x 2743 mm)

THICKNESS

TFL panel (standard Tafisa thicknesses)

SHEEN / FINISH

Matte wood-look (EIR / synchronized)

EDGE BANDING

Matching edgebanding available

MOULDINGS / 3DL

3DL mouldings available

CERTIFICATIONS


FSC available on request; TSCA Title VI; Greenguard (Tafisa program)

Sommet series: 2 textures, 19 colours, all in stock (11 swatches hyperlinked in this catalog)



Winter Fun

Viva · M2004




Tea For Two

Viva · M2006




Tete-a-Tete

Viva · M2001



Sunday Brunch

Viva · M2005



Casting at First Light

Viva · M2007



Weekend Getaway

Viva · M2003



Creme de la Creme

Brava · M2031



Home Sweet Home

Brava · M2034



Black Tie

Sommet · M2035



New Wave

Brava · M2041



Simply Gallant

Brava · M2033



PRODUCT TYPE

TFL (part of the Prelude Series) + matching MDF profile-wrapped mouldings

CORE / SUBSTRATE

Particleboard (TFL); MDF for mouldings

CONSTRUCTION

Two-sided TFL

PANEL SIZES

5' x 9' (60.2" x 107.99" / 1530 x 2743 mm)

THICKNESS

TFL panel (standard Tafisa thicknesses)

SHEEN / FINISH

Matte, wirebrushed / natural authentic look

EDGE BANDING

Matching edgebanding available

MOULDINGS / 3DL

Tafisa Moulding Program: 79 matching colours (Prelude + Sommet)

CERTIFICATIONS

FSC available on request; TSCA Title VI; Greenguard (Tafisa program)

Karisma: newest milestone of the Prelude Series



Salt of the Earth

Karisma · L589




Natural Affinity

Karisma · L586



Fashionista

Karisma · L582




Black

Karisma · L203



Sweet & Savory

Karisma · L588



Acacia Honey

Karisma · L591



Free Spirit
Karisma · L580



Sheer Beauty
Karisma · L581



Rhapsody
Karisma · L585



Kiss Curl
Karisma · L592



Mastermind
Karisma · L593



Force of Nature
Karisma · L830



The Chameleon

Karisma · L584



Urban Vibe

Karisma · L832



First Class

Karisma · L583



Sugar Rush

Karisma · L587



Love at First Sight

Karisma · L590



Rock Solid

Karisma · L831



PRODUCT TYPE

Lacquered panel (American-made luxury lacquered MFC)

PANEL SIZES

5' x 9' (61" x 109" / approx 1549 x 2769 mm)

EDGE BANDING

Matching program

CORE / SUBSTRATE

Tafisa particleboard core w/ decorative paper + functional layer + base/top coats

THICKNESS

1/4" (6.35 mm) for Matte; available for both Matte & High Gloss; other thickness available

MOULDINGS / 3DL

Matching program

CONSTRUCTION

1 or 2 sides; backside matching-colour MFC in Crystalite texture

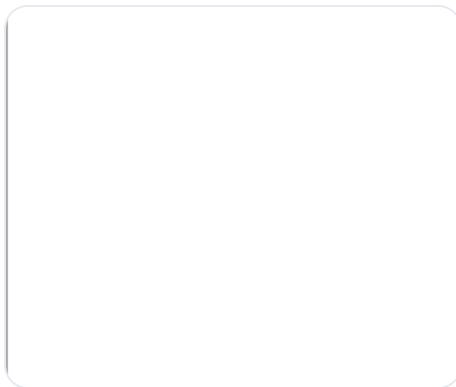
SHEEN / FINISH

11 High Gloss + 18 Perfect Matt designs

CERTIFICATIONS

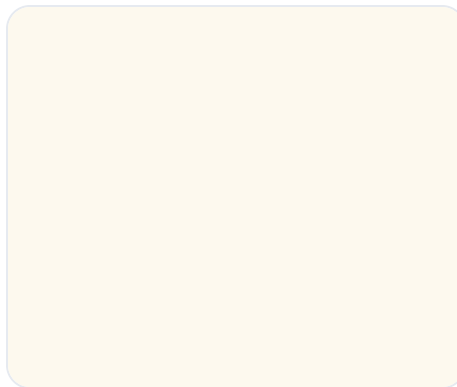
Tafisa program (FSC on request; TSCA Title VI; Greenguard)

LUMMIA luxury lacquered panel collection



Carte Blanche

High Gloss · HG115




Vanilla Orchid

Perfect Matt · PM100




Midnight Sun

Perfect Matt · PM765



Gardenia

Perfect Matt · PM775



Cashmere

Perfect Matt · PM776



Urban Vibe

Perfect Matt · PM832




Sheer beauty
Perfect Matt · PM581



Black
High Gloss · HG203



Eucalyptus
Perfect Matt · PM773



Winter Horizon
Perfect Matt · PM777



Steel Blue
Perfect Matt · PM778




Sage Leaf
Perfect Matt · PM779



Terrarossa
Perfect Matt · PM780



Sunflower
Perfect Matt · PM774




Camera Obscura
Perfect Matt · PM835



Kiss Curl

Perfect Matt · PM592




Morning Dew

Perfect Matt · PM763



North Wind

High Gloss · HG771



Summer Drops

Perfect Matt · PM202



Winter Fun!

High Gloss · HG2004



Fashionista

High Gloss · HG582



Steampunk

High Gloss · HG833



Iron Horse

High Gloss · HG834

TAFISA

Prelude

TFL Series · 14 decors

PRODUCT TYPE

TFL (Thermally Fused Laminate)

CORE / SUBSTRATE

Particleboard (recycled wood fiber)

CONSTRUCTION

Two-sided TFL

PANEL SIZES

5' x 9' (60.2" x 107.99" / 1530 x 2743 mm)

THICKNESS

TFL panel (standard Tafisa thicknesses)

SHEEN / FINISH

Texture-dependent (matte/satin/gloss accents)

EDGE BANDING

Matching edgebanding available

MOULDINGS / 3DL

Tafisa Moulding Program: 79 matching colours (Prelude + Sommet)

CERTIFICATIONS

FSC available on request; TSCA Title VI; Greenguard (Tafisa program)

Complete Prelude collection - wide variety of textures & colours



Latitude West

Alto · L532




Mojave

Alto · L546




Candlelight

Crystalite · L421




Nutmeg

Smoothwood · L481



Spring Blossom

Alto · L543




Summer Breeze

Alto · L540



White Chocolate

Urbania · L492




Chocolate Pearwood

Prelude · L444




River Rock

Alto · L538



Latitude North

Alto · L530



Brushed Aluminum

Crystalite · L474




Southwester

Alto · L535



Niagara

Alto · L544



Summer Flame

Crystalite · L420

TAFISA

Surforma

HPL (High Pressure Laminate) · the same printed decors & textures as Sommet & Prelude, for vertical surfaces & postformed edges

PRODUCT TYPE

HPL (High Pressure Laminate) - Vertical-Grade Postformable (VGP/PF)

THICKNESS

0.80 mm (0.031")

PANEL SIZES

5' x 9' (60.2" x 107.99" / 1530 x 2743 mm)

TEXTURES

Available in all 9 Tafisa textures

CERTIFICATIONS

Certified Class III / C flame spread & smoke development; Antimicrobial; FSC on request; NEMA LD3 compliant; Greenguard certified; TSCA Title VI compliant

AVAILABILITY


SURFORMA HPL - best matched TFL-HPL program; same decors as Sommet & Prelude (no unique swatch grid)

Same colours, laminate format

Any Sommet or Prelude decor in this catalog can be supplied as a matching Surforma HPL sheet — ideal where a high-pressure laminate is specified. Ask for the matching HPL when selecting a TFL decor.


TAFISA

A selection available as Surforma HPL




Winter Fun

Viva · M2004




Tea For Two

Viva · M2006



Tete-a-Tete

Viva · M2001




Latitude West

Alto · L532



Mojave

Alto · L546



Candlelight

Crystalite · L421



PRODUCT TYPE

TFL / Eurodekor MFC (melamine-faced chipboard)

PANEL SIZES

49" x 97" (1245 x 2464 mm) and 61" x 109" (1549 x 2769 mm)

EDGE BANDING

Matching ABS edgebanding (= panel thickness, 1 mm)

CORE / SUBSTRATE

Eurospan raw chipboard / CARB2-TSCA P2 particleboard (also MDF, FSC/ULEF cores)

THICKNESS

1/4" (6.3 mm), 1/2" (12.7 mm), 5/8" (16 mm), 3/4" (19 mm) + thicker

MOULDINGS / 3DL

Complementary 3DL / mouldings available

CONSTRUCTION

Melamine thermally fused to core (two-sided)


SHEEN / FINISH

Texture/decor dependent (matte solids ST9; woodgrain reproductions)

CERTIFICATIONS

CARB2 / TSCA Title VI P2; EPF-S; E1 formaldehyde; ASTM D1037; NEMA LD3; PEFC

Decorative Collection 26+ (launched Feb 2026): 82 decor combinations, 12 brand-new designs; 'Beige is the New White'



Soft Beige

Solid · U220



Caramel Beige

Solid · U250



Stone Green

Solid · U665



Deep Blue

Solid · U590



Light Grey

Solid · U708



Havana Grey

Solid · U775




Cassis
Solid · U444



Dark Berry
Solid · U398




Sand Casella Oak
Woodgrain · H1388



Marone Casella Oak
Woodgrain · H1369



Bolivar Wood Natural
Woodgrain · H3786



Brighton Chestnut

Woodgrain · H1708



Light Natural Rovato Oak

Woodgrain · H3322




Bolivar Wood Brown

Woodgrain · H3787



Natural Dimaro Walnut

Woodgrain · H7604



Graphite Sheffield Acacia

Woodgrain · H1247

AGT

Trend Collection

Supramat / High Gloss / Soft Touch · 24 decors

PRODUCT TYPE

MDF decorative panel (foil-faced
MDF: primer + decor layer + finish)

CORE / SUBSTRATE

AGT's own MDF; backside
Plain/Palm White foil

CONSTRUCTION

Single-sided faced MDF panel

PANEL SIZES

Not in catalog text; see AGT
technical spec sheets in specs/
(image-based PDFs)

THICKNESS

Not in catalog text; see AGT
technical spec sheets in specs/
(image-based PDFs)

SHEEN / FINISH

Supramat = matte; High Gloss =
gloss; Soft Touch = matte soft-
touch

EDGEBANDING

Matching program (typical)

MOULDINGS / 3DL

n/a stated

CERTIFICATIONS

Scratch / water / impact / UV
resistant; Supramat fingerprint-
resistant & hygienic; eco-friendly
production

AGT Trend Collection - matte, high gloss & soft touch finishes

THE THREE FINISHES — GROUPED ON THE FOLLOWING PAGES

Supramat	Super-matte · anti-fingerprint · silky	7 finishes
High Gloss	Mirror-gloss · lacquer look	6 finishes
Matte Soft Touch	Tactile soft-touch matte	11 finishes




Supramat Super-matte · anti-fingerprint · silky

7 FINISHES



Pearl Black

3010



Snow White

3012



Macaron Green

3015



Timeless Grey

3017



Ice Grey

3021



Royal Grey

3022



Pebble Grey


3024

High Gloss Mirror-gloss · lacquer look


6 FINISHES



Picasso Inox
394



Picasso Gold
395



White
601



Luxe Black
6010



Dark Grey
6014



Gentle Grey
6016

Matte Soft Touch Tactile soft-touch matte

11 FINISHES



Dark Grey
3002



Night Blue
3003



Pebble Grey
399

Matte Soft Touch (cont.)

11 FINISHES



Black

723




Stone Grey

728




New Grey

729



Cream

730



White

734




Relax Green

735



Ocean Blue

736



Clay

738

ARAUCO

Prism

Textured TFL · 36 decors

PRODUCT TYPE

TFL — textured Thermally Fused Laminate (Prism collection)

CORE / SUBSTRATE

Particleboard / MDF; panels on custom cores available (commercial)

CONSTRUCTION

Thermally fused laminate, two-sided

PANEL SIZES

Standard TFL panel; custom cores available for commercial needs

THICKNESS

Standard TFL thicknesses (confirm with Hardwoods rep)

SHEEN / FINISH

Texture-dependent — Suede / Velvet / Satin solids & EIR woodgrains

EDGE BANDING

Matching edgebanding in stock

MOULDINGS / 3DL

Matching HPL, 3DL & mouldings available

CERTIFICATIONS

TSCA Title VI compliant; FSC certified on request; Arauco carbon-neutral

Arauco Prism — 80+ designs (woodgrains, abstracts & solids) in 6 textures; carbon-neutral manufacturing.

LIMITED AVAILABILITY Limited regional distribution — all designs available to order by request (longer lead time). Ask your YuDeZign / Hardwoods rep.


Solids Suede / Velvet / Satin solids

19 FINISHES



Pewter Frost

Suede · AF200



Silver Frost

Suede · AF210




Natural Linen

AF232

Solids (cont.)

19 FINISHES



Chantilly Flax
AF238




Black
Suede · BLK100




Victorian White
Suede · SF100



Folkstone Grey
Suede · SF208




Antique White
Suede · SF210




Fog Grey
Suede · SF213



Ashen
SF232



Fossil
SF233



Storm
SF239

Solids (cont.)

19 FINISHES




Mysterious Blue

Velvet · SF247




Celadon

Velvet · SF251



Quarry

SF252




Willow

Velvet · SF255




Verde

Velvet · SF257



White

Suede · W100



White

W300

Woodgrains Woodgrain & abstract reproductions

17 FINISHES



Cabinet Maple

Suede · WF270



Noce Vettore

WF301



Soprano

WF341



Linear Ash

WF368




Diva

WF375




Tumalo Pine

WF444




Sarek Ash

WF449



Bergen Ash

WF450



Narvik Ash

WF451

Woodgrains (cont.)

17 FINISHES



Karuna Ash
WF452



Enigma
WF456



Presten Ash
WF458



Koosah Pine
WF461




Pelee Island Pear
WF467



Endless Elm
WF474



Casual Chestnut
WF475



Wright Walnut
WF476

YUDEZIGN

Let's build your finish.

Every YuDeZign cabinet can be specified in any finish shown in this catalog. Bring us your palette and we'll match the decor, texture and sheen — with matching edgebanding and mouldings where available.

yudezign.com · orders@yudezign.com

Showroom: 13230 Murphy Rd, Ste 600, Stafford, TX 77477

(281) 568-8000

Finishes supplied through our partnership with [Hardwoods](#)

Decor swatches are photographic representations and may vary from the physical panel due to screen and print reproduction. Always confirm against a physical sample before production. Tafisa, Egger, Surforma, Lummia, Karisma, Sommet, Prelude, AGT and Arauco Prism are trademarks of their respective owners; shown here to identify the finishes we supply. © 2026 YuDeZign.